





PRO-MAX



Portable heavy duty platform designed for heavy traffic

PROFLOOR
PORTABLE FLOORING



MANUFACTURER
SALES
HIRE

www.pro-floor.com

- Stadiums & concerts
- Portable roadways
- Removable road humps
- Portable speed bumps
- Vehicle access
- Building sites

PRO-MAX

Provides the optimum solution for a multi-propose venue



FEATURES

- Easy to install lightweight panels, quick to fit without specialised equipment
- Load-dispersing to accommodate heavy machinery
- Protect sports turf profiles
- Accommodates slightly uneven ground
- Skid-resistant surface
- Rugged, reusable and recyclable

USES

- Temporary access enabling construction of stages for concerts and events in stadia
- Work areas where heavy loads need to be distributed eg. crane platforms
- Portable roadways for heavy vehicles
- Military operations
- Golf course maintenance
- Traffic control management

PRO-MAX

- Pro-Max **1** Under structure
- Pro-Max **2** Solid top version
- Pro-Max **3** Integrated self-aligning edges

TECHNICAL DATA

MATERIAL	High-Density polyethylene (HDPE)
UV STABILISED	Protected against excessive colour fading and deterioration
TILE SIZE	66 x 66 cm, thickness: 8cm
WEIGHT	Each 1 m ² weighs approx. 23 kgs
SURFACE	Skid-resistant surface helps ensure traction for people and equipment
LOAD FACTOR	Can support compressive loads of vehicles up to 120 tonnes on firm subsurface
CLEANING	May be swept, mopped, scrubbed and pressure-washed, resistant to most common detergents and cleaning fluids
SERVICE LIFE	Between 10 - 12 years (under normal conditions)
INSTALLATION	Can be installed manually in a few hours by unskilled workers with no experience with the Pro-Max system, in addition, the tiles can be easily assembled and installed by use of machinery
INSTALLATION RATE	Approx. 100 m ² / hour / man
COLOURS	Black, Grey, Yellow, custom colours available on request at additional cost
ACCESSORIES	No joiners, locks, clips or moving parts needed, nothing to lose, break or damage
CABLES	Space between Pro-Max 1 and Pro-Max 2 for cable guiding